

PRELIMINARY

A10i FOCUS MEDIUM THROW LINE SOURCE



CONSTANT CURVATURE LINE SOURCE



DOOSC



L-VENTS



PANFLEX

A10i Focus is the installation version of the A10 Focus, designed for medium throw installation applications. A10i Focus shares identical sonic performance with its touring counterpart but features a sleeker design and streamlined mounting hardware for greater integration.

With a tightly-controlled 10° enclosure coverage, the passive A10i Focus boasts an impressive output of 140 dB and ensures projection up to 35 m. Panflex allows users to adapt directivity to the audience geometry and ensures exceptional frequency response stability.

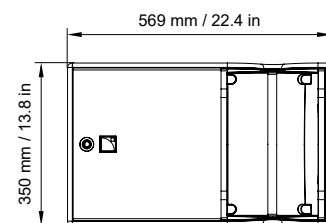
Combinations of A10i Focus and A10i Wide can be flown or stacked to form a vertical line source. A10i Focus can also be used individually as a configurable directivity point source for front fill or delay applications where narrow coverage is required.

On its own, A10i Focus line source provides exceptional performance in the vocal range. The companion subwoofer KS21i further reinforces the contour and extends bandwidth to 31 Hz for demanding applications.

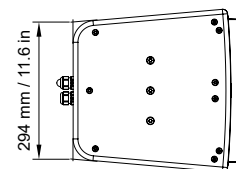
A10i Focus is a discreet, compact and versatile solution with a wide range of install-specific accessories to facilitate any integration scenario in theaters, houses of worship, clubs, educational facilities and sports venues.

SPECIFICATIONS

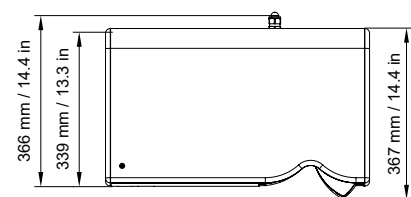
Description	2-way passive constant curvature WST 10°, amplified by LA2Xi ² / LA4X / LA8 / LA12X
Usable bandwidth (-10 dB)	66 Hz - 20 kHz ([A10i])
Maximum SPL¹	140 dB ([A10i])
Nominal directivity	Enclosure: 10° L-Fins: 70° / 110° symmetric or 90° asymmetric
Transducers	LF: 1 x 10" cone driver HF: 1 x 2.5" diaphragm neodymium compression driver
Acoustical load	LF: bass-reflex, L-Vents HF: DOOSC waveguide, L-Fins
Nominal impedance	8 Ω
Connectors	4-point terminal block with push-in connection Connector sealing plate with cable gland
Rigging and handling	external rigging kits M6 inserts for rigging plates and accessories M8 inserts for A-U10i
Safety	1 DIN580-compatible M8 threaded insert
Weight (net)	19 kg / 42 lb
Cabinet	Premium grade Baltic beech and birch plywood
Front	Coated steel grill Acoustically neutral 3D fabric
Finish	Dark grey brown Pantone 426 C Pure white RAL 9010 Custom RAL code on special order
IP	IP55



Front



Side



Top

¹ Peak level at 1 m under free field conditions using pink noise with crest factor 4 (preset specified in brackets).

² For Max SPL values using LA2Xi, refer to LA2Xi system specification sheet.

PRELIMINARY

A10i WIDE MEDIUM THROW LINE SOURCE



A10i Wide is the installation version of the A10i Wide, designed for medium throw installation applications. A10i Wide shares identical sonic performance with its touring counterpart but features a sleeker design and streamlined mounting hardware for greater integration.

The 30° enclosure of A10i Wide enables a compact array to provide expansive coverage while preserving sightlines. Panflex allows users to adapt directivity to the audience geometry and ensures exceptional frequency response stability.

Combinations of A10i Wide and A10i Focus can be flown or stacked to form a vertical line source. A10i Wide can also be used individually as a configurable directivity point source for various applications from mains to fills and delays.

A10i Wide deploys radially to offer broad horizontal coverage, particularly suited as mains or center cluster. On its own, A10i provides exceptional performance in the vocal range. The companion subwoofer KS21i further reinforces the contour and extends bandwidth to 31 Hz for demanding applications.

A10i Wide is a discreet, compact and versatile solution with a wide range of install-specific accessories to facilitate any integration scenario in theaters, houses of worship, clubs, educational facilities and sports venues.



CONSTANT CURVATURE LINE SOURCE



DO SC



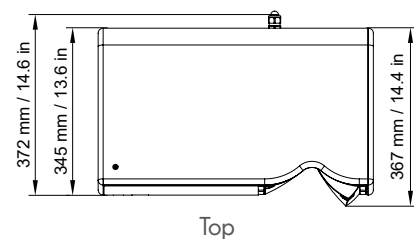
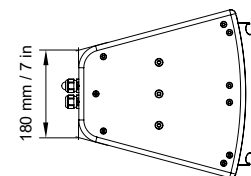
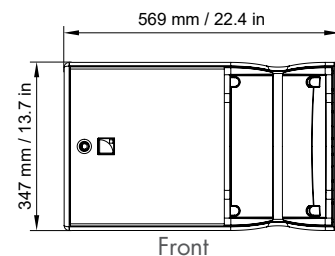
L-VENTS



PANFLEX

SPECIFICATIONS

Description	2-way passive constant curvature WST 30°, amplified by LA2Xi ² / LA4X / LA8 / LA12X
Usable bandwidth (-10 dB)	67 Hz - 20 kHz ([A10i])
Maximum SPL¹	137 dB ([A10i])
Nominal directivity	Enclosure: 30° LFins: 70° / 110° symmetric or 90° asymmetric
Transducers	LF: 1 × 10" cone driver HF: 1 × 2.5" diaphragm neodymium compression driver
Acoustical load	LF: bass-reflex, L-Vents HF: DO SC waveguide, L-Fins
Nominal impedance	8 Ω
Connectors	4-point terminal block with push-in connection Connector sealing plate with cable gland
Rigging and handling	external rigging kits M6 inserts for rigging plates and accessories M8 inserts for A-U10i
Safety	1 DIN580-compatible M8 threaded insert
Weight (net)	18 kg / 40 lb
Cabinet	Premium grade Baltic beech and birch plywood
Front	Coated steel grill Acoustically neutral 3D fabric
Finish	Dark grey brown Pantone 426 C Pure white RAL 9010 Custom RAL code on special order
IP	IP55



¹ Peak level at 1 m under free field conditions using pink noise with crest factor 4 (preset specified in brackets).

² For Max SPL values using LA2Xi, refer to LA2Xi system specification sheet.